

Spa Custom Cover Order Form

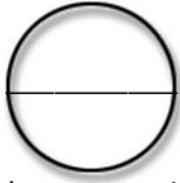
Name _____ Phone _____

Address _____

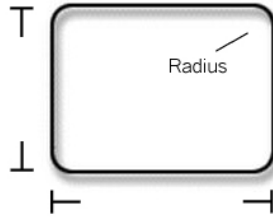
Email _____ Date Ordered _____ FAX: (916) 852-9240

To insure a proper fit, please include accurate measurements of your spa (in inches) by measuring the outside edge of the shell in both directions. For covers with rounded corners, please indicate the proper radius corner measurement in the diagram. For hinge direction, please indicate with a dotted line below.

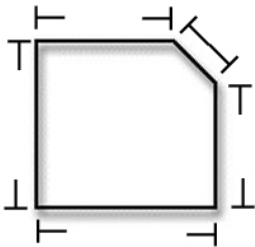
Choose a color (page2): _____



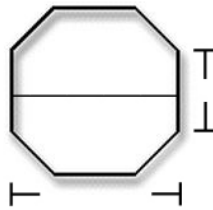
The Round Spa



The Rounded Spa



The One-Cut Corner Spa



The Octagon Spa

Figure A. Radius:

Radius

To measure the radius of your spa cover, measure the distance from the point it begins to curve to where the adjacent edge is.

Step 1: Spa Length _____ Spa Width _____ (Measure length from outside edge to outside edge of spa shell.)

Step 2: Radius _____ (see Figure A.)

Step 3: Skirt Length _____

Step 4: Straps (see Figure B.): Measure from the bottom of the cover to the bottom of the strap: _____
 Measure from the edge of the spa cover to the middle of the strap attachment: _____

To place your spa cover order, please fax or mail your order form to:

Sacramento Hot Tub Warehouse
 Phone: (916) 852-1140
 Fax: (916) 852-9240
 3310 Luyung Drive
 Rancho Cordova, CA 95742



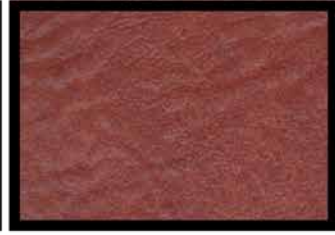
Customer approval _____ Date _____



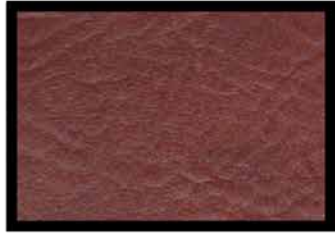
Black



Palomino



Rust



Brown



Pacific



Walnut



Light Blue



Charcoal




Russet



Maroon



Almond



Ash




Forest



Light Grey



Teal



Adobe